



Newsletter SS/19



PLAY | LEARN | EXPLORE

BILLERICAY | WICKFORD | BRENTWOOD | HANNAKINS



The nursery has received a welcomed delivery of new wooden toys including; fire engines, log trucks and car transporters, all hand-made from a local craftsmen.

Our Brentwood setting will start receiving weekly yoga lessons from Tatty Bumpkin after a successful trial. This is a great opportunity for the children and is loved in the other nurseries. Our fun sessions focus on mindfulness, helping them develop awareness of their emotions, sharing techniques for self-regulation as well as strength building.

We would also like to introduce our nursery pets Twinkle and Star. These stick insects happily live at our Brentwood setting and have been inspiring the children with a sense of wonder into the insect world. Nursery pets help pre-school and nursery children learn about responsibility, care and nature. The children are taught all about the care of animals and learn about the importance of responsibility, health, diet, hygiene and how to keep the pets safe. We hope to welcome more nursery pets in the coming months.

WELCOME

MESSAGE FROM OUR DIRECTOR

Getting Ready for Summer! Firstly, big warm well to all our new Treehouse Club joiners! We hope you have settled in nicely. Spring is in the air and summer is on its way.

Again, this year has already been very busy and the months are flying by – Our Billericay nursery has opened their beautiful new baby unit, fitted with wooden toys in a bright relaxing atmosphere. We are pleased to announce that almost all the spaces have now been allocated.

We have now secured permission for the Basildon Council to improve the garden area, this has incorporated redoing the pathways and reading areas. We have laid new woodchip to create a relaxing natural garden. The children have been involved in digging around the garden and planting seeds ready for summer growth.

Our Wickford setting is also undergoing some improvements including another child height toilet in our baby unit. We've had an overwhelming interest in early development and toilet training (Well done team and children!)



CONTENTS

WHAT'S IN STORE AT TREEHOUSE CLUB

Welcome Message

Outdoor Activities for Springs

Forestry Education

EYFS - Art & Design

Create a Stir - Kid's Cooking

OOS & Holiday Club

Norsey Woods - Billericay

Dollymans - Wickford

Thriftwood - Brentwood

Summer Holiday Club

Reminders

HAVE YOU MET SOME OF OUR NEWEST TEAM MEMBERS?


THE TREEHOUSE FAMILY CONTINUES TO GROW

ABIGAIL, ZOE, HELEN, HEATHER, RACHEL, ROSALYN, KELSEY & SHELIA




SPREAD THE WORD
SUMMER HOLIDAY CLUB SPACES NOW OPEN

Connecting Kids with Nature



Activities for Spring!



DIY NATURE PAINT BRUSHES FOR KIDS

Getting kids outside to learn and play is good for their brains and their bodies. Making your own nature paint brushes is easy, fun and free! It will get you and your kids out in the nature and kids will have a blast collecting natural materials. Get outside, go on a nature walk, collect lots of interesting pieces of nature and then get painting! Toddlers, preschoolers and older kids will all love experimenting with paint to see what marks they can make!



WHAT YOU'LL NEED:

- Sticks (1 for each paint brush)
- Lots of interesting pieces of nature
- Elastic bands (or string)
- Poster paint or of course your mud paint
- Large roll of paper or card

Collecting your nature for this activity is half the fun. Go on a walk and see what interesting things you can find. Look for different textures and patterns. Talk about which pieces of nature you think will make good prints.

Making the nature paint brushes is easy: Simply attach a piece of nature to each stick using an elastic band (or a piece of string).

TIP: To avoid breaking your pieces of nature put the elastic bands onto the sticks first and then slide your pieces of nature into the bands. Make sure the elastic bands aren't too tight. You may need more than one band to keep your nature in place.

Get the kids to explore the different patterns and textures each of the paintbrushes can create.

Try dabbing the brushes on the paper or sweeping them across it.

Most importantly enjoy the process. Have fun, get messy and explore!

MUD PAINT

At Treehouse Club, we are a little obsessed about painting and creative expression. Our children love art and sensory play. Here is a great activity to try for a rainy day. Mud is essential.

HOW TO MAKE MUD PAINT

Supplies:


- Mud
- Powdered tempura, liquid watercolour paint or food colouring can be used in place of the powdered tempura.
- Dish Washing Liquid(optional)
- water
- heavy cardstock
- paint brushes (or why not make your own natural brushes)

You may need a good downpour, so your mud is - soft mud. Scoop up a bowlful and brought it inside to mix up a colourful batch of mud paint.

Directions: Add a large scoop of mud to each container then sprinkled powdered tempura paint over it. We don't measure, use 1-2 tablespoons of each colour. Food colouring, liquid watercolour paint, or even regular tempura paint can be substituted if you don't have powdered tempura on hand. Next add a small amount of water and a squirt of dish washing liquid. This step is optional. It helps the mud paint spread easier on paper and also helps keep clothing stain free.

Be sure to use a thick cardstock or even poster board or cardboard. Thin paper could rip with the moisture from the paint.

What little boy (or girl) doesn't love playing with mud?





OUTDOOR POPCORN!



Forestry Education

The children have been immersed in great outdoor learning this spring. The woodlands are a wonderful environment to explore. We have been focussing on living things, animal homes, patterns, numbers of... things beginning with the letter...

– the list has been endless!


Barry our Forestry lead has introduced some more interesting tools into the setting. Kids love the hands-on approach. Pond dipping has been one of our favourite activities to talk about animal homes and mini beasts. Using dipping nets, sampling trays and magnifying glasses assists the children to get up close to pond life whilst viewer pots help them check out any woodland mini beasts they have captured. Beneath the surface of the water, the children discover an unseen world of amazing wildlife!



WE HAD A MAGNIFICENT DISPLAY OF BLUEBELLS THIS YEAR AS WELL AS A HUGE VARIETY OF WILDLIFE. OUR DAILY WALKS HAVE ENCOMPASSED WILDLIFE DISCOVERY, PLAYING BY THE RIVER, CREATING OBSTACLE COURSES, DEN BUILDING IN TEAMS AND JUST GETTING A BIT MUDDY.



PROBLEM SOLVING & BUILDING SKILLS



TOOLS IN THE GARDEN

EYFS - Art and Design

Expressive arts and design is one of the seven areas of the early years foundation stage and is used to develop a child's imagination, creativity and their ability to use media and materials. At Treehouse Club, children do this in range of ways including singing songs and making music, dancing, playing with colours, textures and design. We incorporate outdoor forestry education in all our EYFS topics. All these approaches to expressive arts, help children to represent and understand their own feelings and ideas. We love to make learning, as fun as possible and here are a few examples of how our children work on arts and design;

1.. Drawing in nature can be done in so many different ways – with chubby crayons on paper, with a lolly stick in sand or mud, or in a tray of damp sand with twigs, spoons or brushes. We put up large sheets and children find their creativity.

2. When we go into the countryside or forest, we collect twigs, leaves, and grasses. We talk as we collect them and make patterns and pictures with them on the ground.

3. We love to sing songs on our walks. Being outdoors sometimes means you can sing more loudly! Try 'The sun has got his hat on', 'Here we go round the mulberry bush', or 'The wheels on the bus'.

4. Make streamers from strips of plastic, fabric, paper or other natural elements. We tie them to a stick or a rope and watch what happens when the children run or dance with them.

5. Sand/ water play - Sand is a tactile, sensory and endlessly versatile resource. Children engage all their senses as they explore textures, changing colours and shifting patterns.


6. Treasure hunt - We start by completely covering lots of small objects with sand or mud. The children dig for treasure using teaspoons to see who can find the coins first.



EXPLORING MATERIALS & MANIPULATION SKILLS



IMAGINATION & CREATIVITY



OBSERVATION & INVESTIGATION



MOTOR & SPEAKING SKILLS

7. OUR GLORIOUS MUD KITCHEN - A VERY POPULAR ACTIVITY AND IS GREAT FOR SENSORY EXPLORATION. THE CHILDREN PARTICIPATE IN ROLE-PLAY ACTIVITIES INVOLVING COOKING (AS THE MOST OBVIOUS TYPES OF GAMES CHILDREN PLAY BUT THE SCOPE OF PLAY IS IMMENSE). CHILDREN EXPERIENCE SENSORY, EMOTIONAL AND IMAGINATIVE PLAY AS WELL AS DEVELOPING MATHS, SCIENCE AND SPEAKING SKILLS.

Create a stir

KIDS MENU

MOST KIDS LOVE TO COOK, IT'S YUMMY, IT'S HANDS ON, IT'S CREATIVE, MESSY AND A GREAT SENSE OF ACHIEVEMENT AT THE END. COMBINE IT WITH YOUR REGULAR COOKING AND GET THE KIDS INVOLVED.

Do It Your Self Cake for KIDS!

Ingredients

- 1 tablespoon of self-rising flour
- 1 teaspoon of soft margarine
- 1 teaspoon sugar
- 2 tablespoon (approx.) milk/egg mixture (Use 4 eggs in 1 pint of milk)



Method

Give each child a bowl and teaspoon. This is a great opportunity to get them to practice measuring and get messy! Instruct the children to mix-up all these ingredients and spoon mixture into a baking case.

Bake in oven for 10 minutes gas mark 6. (Using 1 pint of milk this recipe will make 16 – 18 cakes)

Our Top Tips for Baking with Kids




A little time in the kitchen is all it takes to create lasting memories for everyone.

1. It's going to be messy... and that's OK!
2. Let kids choose the recipe
3. Be patient - If something goes wrong while baking with kids, don't let it frazzle you—or them.
4. Find age-appropriate tasks
5. Smaller kids? Try smaller tools
6. Lead by example: follow recipes closely
7. Make kids a part of your regular baking routine & share the goodies!



Out of School & Holiday Club




FOREST FUN AT TREEHOUSE!

There are always adventures to be had at our After-school programme and holiday club. We are proud to say that our programmes have been extremely popular and booking up early this year.

Our clubs have been taking part in lots of fun challenges (from memory games to paper-chain making contests to den building competitions) The team leaders have been instructing the children in using forestry tools, bushcraft, rope swings, campfires, archery, zip-lining and climbing wall.




Bring on the summer holidays, sunshine and fun!



BOOKINGS ARE NOW OPEN FOR SUMMER

Norsey Woods



THE WOODS HAVE BEEN BLOOMING WITH ACTIVITY

over the last few months and we are so pleased to welcome our new babies into the setting. The little ones have been exploring the new resources and discovering what the outdoors has to offer.

Our forest school sessions have been focussing on allowing our children the freedom to use what is on offer; to explore, create and ignite their imaginations. The children have been engaged in learning to 'understanding the environment' from the tiniest bugs to the largest trees.

Our two year olds have shown a great interest in the stream area. They have been busy creating their own fishing rods out of sticks and string. They took pleasure in constructing their own boats and watching them float along the water. With the amazing array of bluebells, our pre-schoolers have been countless walks. We have been working on team building through creating obstacle courses and balancing trails.



PLAYING BY THE STREAM



OUTDOOR CLASSROOM



CLIMBING & CREEPING




LESSONS & SUNSHINE

STAFF

BIG WELCOME TO OUR NEW STAFF MEMBERS:

- FAY (2 YEARS ROOM LEADER)
- SCARLET (2 YEARS PRACTITIONER)
- NIKITA (3 YEAR PRACTITIONER)

Billericay



ARTS & DESIGN IN NATURE



BALANCING & TEAM BUILDING SKILLS



GARDENING



MARK MAKING

DIARY DATES
SAVE THE DATE

- Father's Day Stay & Play – 14th June 2019
- Graduation Photos – 17th June 2019
- Graduation Event – 18th July 2019

A HUGE Happy Birthday to:

- | | |
|------------|--------------|
| CHESTER -1 | ASHTON -4 |
| ROBERT -2 | MASON -4 |
| CHLOE -2 | QUINN -4 |
| JAKE -3 | KHIA-ROSE -3 |
| RALPH -3 | RUE -3 |
| REEVIE -3 | |
| VIOLET -3 | |



Dollymans



IT'S BEEN MUDDY PUDDLES AND SUNSHINE

The older children have been out and about on the farm looking for bugs and other mini beats with our new recordable binoculars. What a great way to discuss with the children what they have seen.

The children have been engaged in wet play with our paddling pool and role-playing with the babies; washing, feeding and giving cuddles. One of our lovely Nannies donated plants and soil to support the children with growing strawberries and beans as well as hanging baskets for the entrance of the nursery. Big thank you for your contribution to our setting. It's looking lovely!

Our babies have been on many walks picking dandelions and blowing the seeds with great delight. They have been using flowers and leaves to print and paint and make patterns. Our outdoor garden has received a much loved tyre swing.

Congratulations to our Employees of the Month - Mary & Odette

STARRGONOR

QUITE A FEW OF NEW BABY ARRIVALS WITHIN THE NURSERY (PARENTS AND STAFF) CONGRATULATIONS TO THEM ALL!

STAFF - PAIGE AND KATIE ARE DUE TO BECOME MUMMIES IN OCTOBER!

WELCOME RACHEL AND ROSALYN TO THE TEAM BOTH WORKING WITH 3-5. WELCOME KELSEY WORKING WITH 0-2. SHELIA THE NEW COOK JOINS US MID MAY.



PLAYING WITH LEAVES & FOAM



NEW TYRE SWING!



I SPY SPRING



FINE MOTOR SKILLS

Wickford



GARDENING



EXPLORING THE COUNTRYSIDE



TRIP TO THE LOCAL PARK

DIARY DATES

Save the Date

Parent evening on 13th July. All parents welcome to come visit the nursery and spend 10 minutes with their child's key person to discuss their development.

Graduation - Pre-school only 18th July 2019 at 2pm

Individual Photos - Monday 3rd June 2019 available for children not attending that day from 11:30

A HUGE Happy Birthday to:

- | | |
|------------|------------|
| KARLO 1 | TILLY 2 |
| ALBIE 2 | MADDISON 3 |
| ROSALIE 2 | RONNIE 3 |
| PHOEBE 2 | SOPHIA 3 |
| THOMAS 4 | AVA 4 |
| THEO 2 | BENJAMIN 4 |
| ISABELLA 3 | CAITLIN 4 |
| ALBA 4 | ETHAN 4 |
| ELLIOTT 1 | SKYLA 4 |
| ETHAN 2 | |
| HENRY 2 | |
| REMI 2 | |



Thriftwood



WITH SPRING IN THE AIR OUR CHILDREN HAVE BEEN ENGAGED IN FUN LEARNING.

EXPLORING FLOWERS, PLANTS AND INSECTS.

Brentwood has been learning about spring, babies being born and life cycles. The children have enjoyed feeding the new goslings and looking after their stick insects. We have been looking at pet care (and taking care of animals in general) For example; what they need on a daily basis, food, keeping them clean and their habitats.

The children enjoyed exploring caterpillars; feeding them oranges and watching them turn into butterflies. Our extension activities have included; symmetrical butterfly painting, circle caterpillars, mixing colours and learning about the 'Hungry Caterpillar' story. The children love spending time at the lake and a much-loved activity has been collecting tadpoles.

The preschool children have also been learning about weight, measuring the different objects and finding out about materials that float and sink. Toddlers have been extending their physical skills, through climbing on the wall and ball control. Baby room has been in full swing engaging in fun sensory play.



FEEDING THE GOSSLINGS



PLAYING IN THE GARDEN



PEEK A BOO

STARTING

EMPLOYEE OF THE MONTH –
EMMA STEVENS

SAVE THE DATE

PRE-SCHOOL GRADUATION DAY
FRIDAY 12TH JULY 2019
PARENTS EVENING 10TH JUNE
(TIMES TBC)
LAST DAY OF TERM – FRIDAY 19TH JULY


Brentwood



DISCOVERING NATURE
IN OUR GARDEN



BALANCING



SENSORY



A HUGE Happy Birthday to:

- | | |
|-------------|-------------|
| MATTHEW 3 | MATTHEW 4 |
| EVA 2 | SAMUEL 2 |
| NOAH 1 | ROSA 1 |
| ENZO 2 | ALEXIS 3 |
| FRANCESCA 1 | ZACHARY 3 |
| EZRA 3 | JOSHUA 3 |
| KYRIA 2 | HONEY-RAE 3 |
| JESSE 1 | |
| HUGH 4 | |
| ISLA 1 | |
| OSCAR 4 | |
| GEORGE 2 | |
| HARRISON 3 | |



Ofsted raising standards improving lives

FSA FOREST SCHOOL ASSOCIATION

FOREST FUN Holiday Camp

COMING SOON... 6 WEEKS OF SUMMER!

2-11 YRS

JULY 22ND - SEPT 4TH

Offer 25% OFF any two day booking
Offer for ages 5 & up

TRY OUR NEW THRIFTWOOD LOCATION

Forestry & Creative Outdoor Activities!

- 7am to 7pm Chilcare Cover | 3 Great Locations
- For Ages 2-11 with Flexible Days & Sibling Saver
- Exploring, Learning & Overcoming Challenges
- Developing Skills, Team Work & Confidence
- Highly Interactive, Small Teams & Caring Leaders!

Challenges
Norsey Woods (Billericay), Wickford & Thriftwood (Brentwood)

Brushcraft Forestry

Climbing Wall

BOOK TODAY LIMITED SPACES
01277 402 018

adventure@thetreehouseclub.co.uk

KINDLY SPREAD THE WORD - WE HAVE A GREAT SUMMER HOLIDAY CLUB PROGRAMME



Sun Protection Tips

EVERYDAY SUN PROTECTION FOR THE FAMILY.

Here are some top tips and your sun protection essentials:

- Sunscreen with SPF 30 or higher
- Lip balm with SPF 30 or higher
- Hat with a wide brim
- Long-sleeved shirt
- Sunglasses with UV protection
- Talk to your kids open and honestly about sun protection.

PASSIONATELY COMMITTED TO DELIVERING HOLISTIC EDUCATIONAL CURRICULUM AND HIGH QUALITY CARE; TO CREATE A COMMUNITY OF RESILIENT ACTIVE CHILDREN, EMPOWERED BY VALUING, ENJOYING AND BEING CURIOUS ABOUT THEIR NATURAL AND SOCIAL SURROUNDINGS.



Reminders

GETTING THE MOST OUT OF YOUR EXPERIENCE

At Treehouse Club your child will have an outdoor experience every day, so please bear in mind when packing their bags.

A spare change of clothes is idea even for the spring-summer terms. No crocs or sandals (not ideal for the woods) Joggers or leggings is best (even for summertime).

Sun hats & sunscreen please!

Polite reminder to make sure your child's belonging are clearly named.

Polite reminder we are a NUT FREE Setting.

Treehouse Club Ethos

Our door is always open!
Feel free to contact us, we would love to hear your feedback and comments:

adventure@thetreehouseclub.co.uk
01277 656 921 (Billericay - Norsey Woods)
01268 956 005 (Wickford)
01277 402 016 (Brentwood)

Our new booking line: 01277 402 018
(his number is for new enquiries only or for new holiday club bookings)